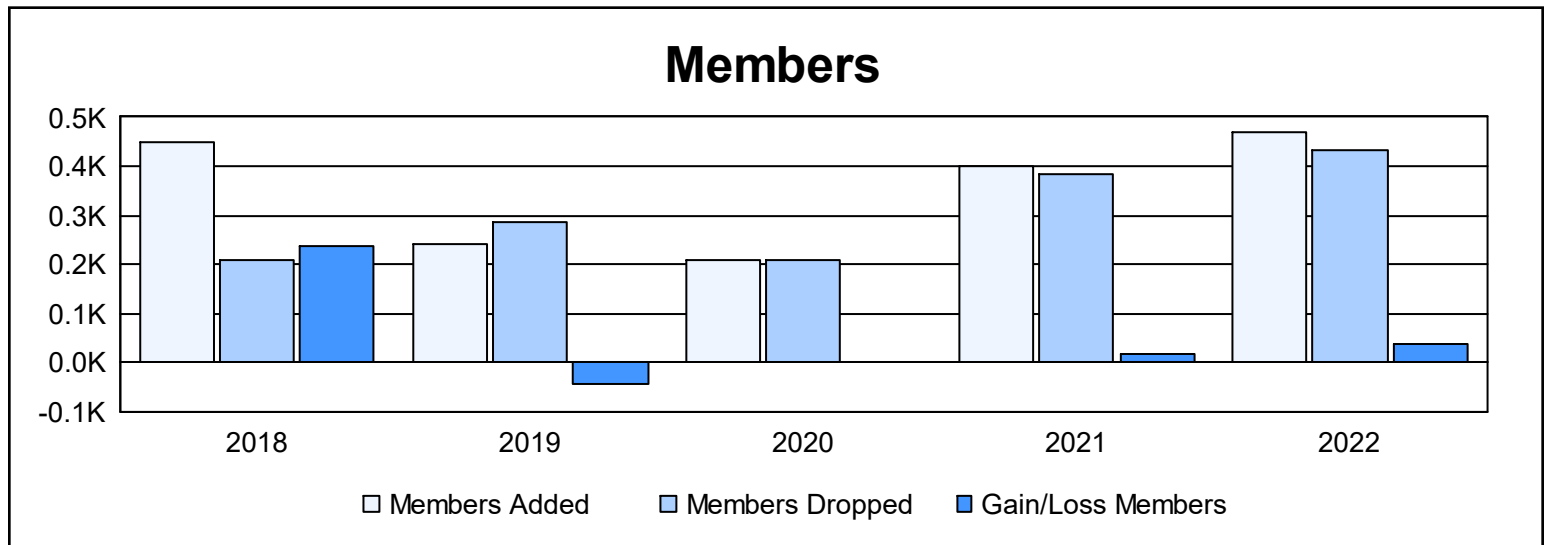
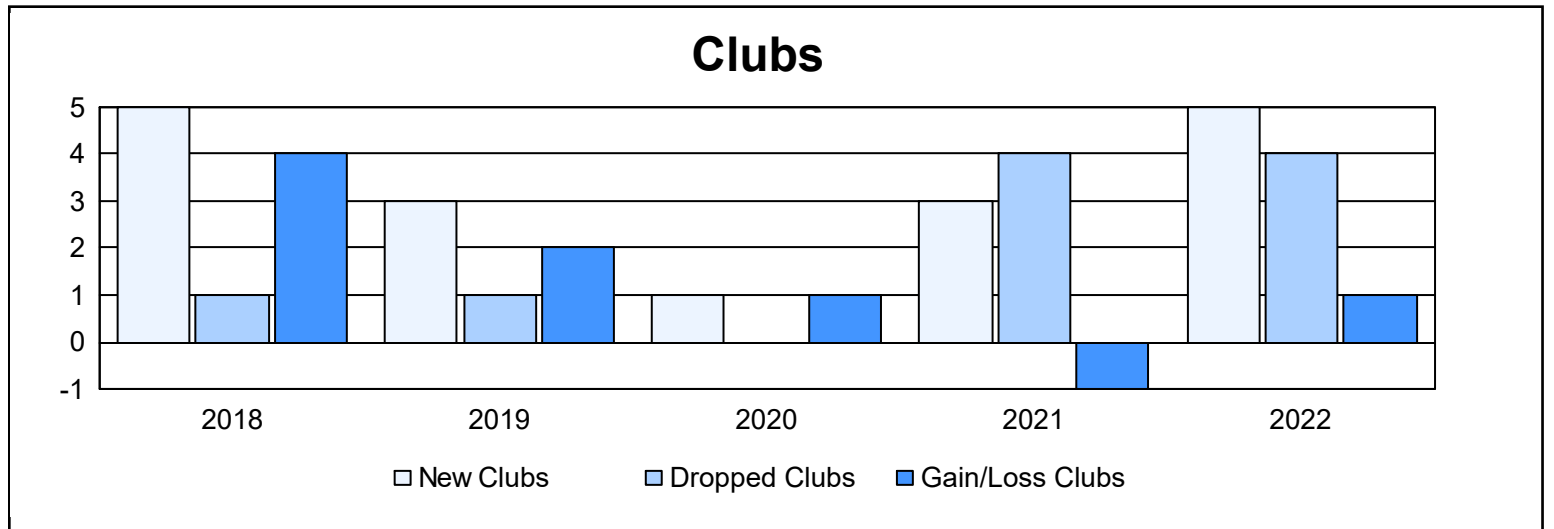
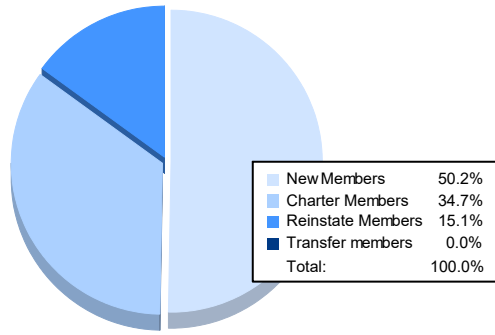


Year	New Clubs	Dropped Clubs	Gain/ Loss Clubs	New Members	Charter Members	Reinstate Members	Transfer Members	Total Member Added	Total Members Dropped	Gain/ Loss Members
2017-2018	5	1	4	318	118	6	6	448	210	238
2018-2019	3	1	2	153	77	9	1	240	285	-45
2019-2020	1	0	1	118	34	55	3	210	210	0
2020-2021	3	4	-1	189	156	55	0	400	382	18
2021-2022	5	4	1	236	163	71	0	470	434	36
<b>Average</b>	<b>3</b>	<b>2</b>	<b>1</b>	<b>203</b>	<b>110</b>	<b>39</b>	<b>2</b>	<b>354</b>	<b>304</b>	<b>49</b>



### Membership Composition June 2022 Cumulative



### Gender Composition June 2022 Cumulative

